




**BLACK POWDER COATED STEEL FRAME**



Powered by a commercial grade Honda GX390 engine with steel gas tank and oil alert engine.

Powered by **HONDA ENGINES**



Clear bowl water filter for easy inspection.



Industrial triplex pump with oil sight glass, oil drain plug, and adjustable unloader.

Comet ZWDK 4036 (built-in unloader cartridge)  
Call for Part # 1215040400



**New Optional Hose Reel Kit 85.402.001K.**  
Use mounting bracket 85.402.013 to fit to frame.  
\*See Page 137 for details.



**\*PE-4013HWPCOMK & PE-4013HWPGENTX COME WITH A BUILT-IN UNLOADER!**

**The benefits of a built in unloader:**

A built in unloader has built in plumbing and an easily replaceable unloader cartridge.



Redesigned powder coated steel frame has 3 lbs more bulk. Comes with anti-vibration rubber foot and frame cut-outs to easily change engine oil.

#	Model#	Engine	Pump	Unloader	PSI	GPM	Weight
20	PE-4013HWPCOMK*	Honda GX390 Pull Start (13.0, Oil Alert)	Comet ZWDK 4036	Built In <b>MODEL SHOWN</b>	3,600	4.0	175 lbs
21	PE-4013HWPGENTX*	Honda GX390 Pull Start (13.0, Oil Alert)	General TX1510	Built In	3,700	4.0	175 lbs
22	PE-4013HWPCAT**	Honda GX390 Pull Start (13.0, Oil Alert)	Cat 66DX35	Separate Mount	4,000	3.5	175 lbs
23	PE-4013HWPCOMZ**	Honda GX390 Pull Start (13.0, Oil Alert)	Comet ZWD4040G	Separate Mount	4,000	4.0	175 lbs
24	PE-4013HWPGEN**	Honda GX390 Pull Start (13.0, Oil Alert)	General EZ4040G	Separate Mount	4,000	4.0	175 lbs
25	PE-4013HWECAT**	Honda GX390 Elec. Start (13.0, Oil Alert)	Cat 66DX35	Separate Mount	4,000	3.5	175 lbs
26	PE-4013HWECOMZ**	Honda GX390 Elec. Start (13.0, Oil Alert)	Comet ZWD4040G	Separate Mount	4,000	4.0	175 lbs
27	PE-4013HWEGEN**	Honda GX390 Elec. Start (13.0, Oil Alert)	General EZ4040G	Separate Mount	4,000	4.0	175 lbs

Additional Features		
• 14,000 to 16,000 Cleaning Units	• 13" tubed pneumatic tires	• Low Pressure Chemical Injector
• Industrial 5,000 PSI spray gun	• 50' steel wire braided hose	• 36" Insulated Lance
• Thermal Relief Valve Protects the Pump from Overheating	• Quick Connect nozzles in 0°, 15°, 40°, and soap nozzle	** Safety Relief Valve (Only on models with separate mount unloader)

Comet ZWD4040G  
85.149.022B



Comet ZWDK4036  
85.149.075B (Built-In)



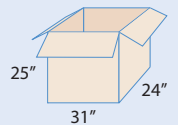

General EZ4040G  
85.139.021B



General TX1510  
85.139.045B (Built In)



Cat 66DX35  
85.119.025B






**BLACK POWDER COATED STEEL FRAMES**

Powered by a commercial grade Honda GC190 or Honda GX160 gas engine with steel gas tank.

Powered by  
**HONDA**  
ENGINES



Industrial triplex pump with oil sight glass, oil drain plug, and adjustable unloader.\*\*



Durable powder coated steel frame with anti-vibration rubber feet and frame cut-outs to easily change engine oil.

**New Optional Hose Reel Kit.**  
Call for details.



**\*This unit is not shipped with accessories.**

#	Model#	Engine	Pump	PSI	GPM	Weight
28	PE-2005HPCOMB*	Honda GC190 (5.0)	Comet BXD2528G	2,500	2.4	73 lbs
29	PE-2055HPCOMSP* <b>MODEL SHOWN</b>	Honda GX160 Oil Alert (5.5)	Comet LWD-3020G	2,000	3.0	88 lbs

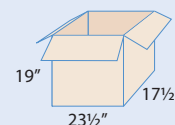
**Additional Features**

- 6,000 - 7,000 Cleaning Units
- Low Pressure Chemical Injector
- Thermal Relief Valve Protects the Pump from Overheating\*\*
- \*\* **Only on PE-2055HPCOMSP**

Comet LWD-3025G  
85.149.004B



Comet BXD2528G  
85.149.081B



**Accessories Available Separately**

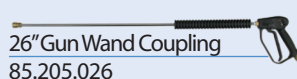
50ft 3/8" Hose  
85.238.151



50ft 3/8" Hose  
85.238.156



26" Gun Wand Coupling  
85.205.026



#3.5 Nozzle Set  
85.210.035





## TRUCK MOUNT PRESSURE WASHERS

### TRUCK MOUNT PRESSURE WASHERS

Turn any Power Washer into a truck or trailer mount unit. Has 4 rubber feet that can be bolted through to mount to trailer bottom.



Part #	Dimensions
85.600.016	W13.625" x L18.125" x H1.75"

Powered by a commercial grade Honda GC160, Honda GX160, or Honda GX200 gas engine.



Industrial triplex pump with oil sight glass, oil drain plug, and adjustable unloader.\*



Durable powder coated steel frame with four rubber feet and frame cut-outs to easily change engine oil.



#	Model#	Engine	Pump	PSI	GPM	Weight
30	PE-2005HTCOMXE	Honda GC160 (5.0)	Comet BXD 2525	2,500	2.5	80 lbs
31	PE-2055HTCOM <b>MODEL SHOWN</b>	Honda GX160 (5.5)	Comet LWD-K3020G	2,000	3.0	95 lbs
32	PE-2055HTGEN	Honda GX160 (5.5)	General TP-2530	2,000	3.0	95 lbs
33	PE-2565HTGEN	Honda GX200 (6.5)	General TP-2530	2,500	3.0	95 lbs
34	PE-2765HTCOMX	Honda GX200 (6.5)	Comet AXD2527	2,700	2.5	95 lbs
35	PE-3011HTCOMZ	Honda GX340 (11.0)	Comet ZWD4030G	3,000	4.0	165 lbs

\* Model PE-2005HTWCOMXE & PE-2765HTCOMX are equipped with a commercial axial pump.


Additional Features	
• 6,000 - 12,000 Cleaning Units	• Steel wire braided hose
• Thermal Relief Valve Protects the Pump from Overheating**	• Quick Connect nozzles in 0°, 15°, 40°, and soap nozzle
• Industrial spray gun***	• Low Pressure Chemical Injector
36" Insulated Lance	

\*\* Feature available only on PE-2055HTCOM, PE-2055HTGEN, PE-2565HTGEN, and PE-3011HTCOMZ


Comet ZWD4030G  
85.149.012B



Comet BXD2525G  
85.149.080B




Comet LWD-K3020G  
85.149.009B



General TP-2530  
85.139.020B



Comet AXD2527G  
85.149.026B





**STAINLESS STEEL**




Powered by a commercial grade Honda GX160 or Honda GX200 engine with steel gas tank and oil alert engine.



Powered by **HONDA ENGINES**



Industrial triplex pump with oil sight glass, oil drain plug, and adjustable unloader.



Compact frame designed for easy carrying and transport.



Comes with a 50 foot steel wire braided hose.

Durable Stainless Steel Frame with solid welded anti-vibration rubber foot.

#	Model#	Engine	Pump	Unloader	PSI	GPM	Weight
36	PE-2055HWSCAT	Honda GX160 (5.5)	Cat 2DX27GS	Built In	2,000	2.7	105 lbs
37	PE-2055HWSCOM	Honda GX160 (5.5)	Comet LWD-K3020G	Built In	2,000	3.0	105 lbs
38	PE-2055HWSEGEN	Honda GX160 (5.5)	General TP-2530UIL	Built In	2,000	3.0	105 lbs
39	PE-2565HWSCAT	Honda GX200 (6.5)	Cat 3DX29GS1	Built In	2,500	3.0	105 lbs
40	PE-2565HWSCOM <b>MODEL SHOWN</b>	Honda GX200 (6.5)	Comet LWD-K3025G	Built In	2,500	3.0	105 lbs
41	PE-2565HWSEGEN	Honda GX200 (6.5)	General TP-2530UIL	Built In	2,500	3.0	105 lbs
42	PE-2565HWSCOMSP*	Honda GX200 (6.5)	Comet LWD-3025G	External	2,500	3.0	105 lbs
43	PE-2565HWSEGENSP*	Honda GX200 (6.5)	General TP2530	External	2,500	3.0	105 lbs

**Additional Features**

- 5,400 - 7,500 Cleaning Units
- Thermal Relief Valve Protects the Pump from Overheating
- 50' steel wire braided hose
- Low Pressure Chemical Injector
- Quick Connect nozzles in 0°, 15°, 40°, and soap nozzle
- 10" tubed pneumatic tires
- 36" Insulated Lance
- Industrial 5,000 PSI spray gun

**See the Steel version listed on page 24!**

Comet LWD-K3020G  
85.149.009B



General TP-2530UIL  
85.139.020B



Cat 2DX27GS  
85.119.018B



Cat 3DX29GS  
85.119.028B

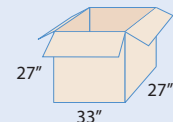
Comet LWD-3025G  
85.149.004B



General TP2530  
85.139.020SPB



Comet LWD-K3025G  
85.149.015B





**STAINLESS STEEL COMPACT FRAMES**

**STAINLESS STEEL**

Powered by a commercial grade Honda GX270 engine with steel gas tank and oil alert engine.



Powered by **HONDA** ENGINES


Industrial triplex pump with oil sight glass, oil drain plug, adjustable unloader, and external bypass.



Compact frame designed for easy carrying and transport.



Durable Stainless Steel Frame with solid welded anti-vibration rubber foot.



Comes with a 50 foot steel wire braided hose.

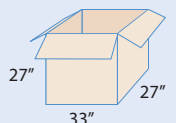


#	Model#	Engine	Pump	Unloader	PSI	GPM	Weight
44	PE-3009HWCCOMZ	<b>MODEL SHOWN</b> Honda GX270 (9.0)	Comet ZWD3030G	External	3,000	3.0	130 lbs

**Additional Features**

- 9,000 Cleaning Units
- Thermal Relief Valve Protects the Pump from Overheating
- Safety Relief Valve
- Low Pressure Chemical Injector
- Quick Connect nozzles in 0°, 15°, 40°, and soap nozzle
- 50' steel wire braided hose
- 36" Insulated Lance
- Industrial 5,000 PSI spray gun
- 10" tubed pneumatic tires

Comet ZWD3030G  
85.149.011B





**STAINLESS STEEL FRAMES**

Powered by a commercial grade Honda GX390 engine with steel gas tank and oil alert engine.



Powered by **HONDA ENGINES**

**STAINLESS STEEL**

**New Optional Hose Reel Kit 85.402.001K.** Use mounting bracket 85.402.012 to fit to frame. \*See Page 137 for details.




Industrial triplex pump with oil sight glass, oil drain plug, EZ Start adjustable unloader, and external bypass.



Clear bowl water filter for easy inspection.




EZ Grip quick connect coupler.



**HEAVY DUTY FRAME**

*What makes this frame heavy duty?*

- Anti-vibration rubber foot
- 2mm thick tubing on handle and bumper
- Solid welded stainless steel foot
- Threaded axle and bolted on tires



#	Model#	Engine	Pump	PSI	GPM	Weight
45	PE-4013HWPCAT	Honda GX390 (389 CC)	Cat 66DX35	4,000	3.5	162 lbs
46	PE-4013HWPCOMZ <b>MODEL SHOWN</b>	Honda GX390 (389 CC)	Comet ZWD4040G	4,000	4.0	162 lbs
47	PE-4013HWPSGEN	Honda GX390 (389 CC)	General EZ4040	4,000	4.0	162 lbs

**Additional Features**


- 14-16,000 Cleaning Units
- Thermal Relief Valve Protects the Pump from Overheating
- Safety Relief Valve
- Low Pressure Chemical Injector
- Quick Connect nozzles in 0°, 15°, 40°, and soap nozzle
- 50' steel wire braided hose
- 36" Insulated Lance
- Industrial 5,000 PSI spray gun
- 13" tubed pneumatic tires

**See the Heavy Duty X-Stream version, with Steel & Chrome frame, listed on page 25!**

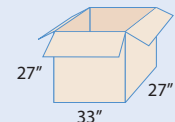

Comet ZWD4040G  
85.149.022B



General EZ4040  
85.139.021B



Cat 66DX35  
85.119.025B





**STAINLESS STEEL FRAMES**

**STAINLESS STEEL**

Powered by  
**HONDA**  
ENGINES



Powered by a commercial grade Honda GX390 engine with steel gas tank and oil alert engine.

Industrial triplex pump with oil sight glass, oil drain plug, and EZ Start adjustable unloader.




Pneumatic tire with threaded bolt on design.

Durable stainless steel frame with solid welded anti-vibration rubber foot.



Clear bowl water filter for easy inspection.



**PULLEY SYSTEM.** Dual cogged B belt system to help prevent slippage.

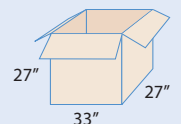
**New Optional Hose Reel Kit 85.402.001K.**

Use mounting bracket 85.402.011 to fit to frame.  
\*See Page 137 for details.



#	Model#	Engine	Pump	PSI	GPM	Weight
48	PE-3513HWBSCAT	Honda GX390 Oil Alert (13.0)	Cat 5CP3120	3,500	4.0	200 lbs
49	PE-4013HWBSCOMA <b>MODEL SHOWN</b>	Honda GX390 Oil Alert (13.0)	Comet HW3540	4,000	3.5	200 lbs
50	PE-3513HWBSGEN	Honda GX390 Oil Alert (13.0)	General TS1511	3,500	4.0	200 lbs

Additional Features		
• 14,000 Cleaning Units	• 13" tubed pneumatic tires	• Low Pressure Chemical Injector
• Thermal Relief Valve Protects the Pump from Overheating	• Quick Connect nozzles in 0°, 15°, 40°, and soap nozzle	• Industrial 5,000 PSI spray gun
• Safety Relief Valve	• 50' steel wire braided hose	• 36" Insulated Lance



**BE** *win*

**COOLDRIVE**

STAINLESS STEEL


Industrial triplex pump with oil sight glass, oil drain plug, adjustable unloader and external bypass system.



Powered by **HONDA ENGINES**




Powered by a commercial grade Honda GX200 engine with steel gas tank and oil alert engine.




**QUICK REMOVE COVER.** Stainless steel belt guard removes easily in 20 seconds with 1 hand-tightening knob. No tools are required.

Durable stainless steel frame with solid welded anti-vibration rubber foot and Pneumatic Tires with threaded bolt on design.



**COOLER PUMP.** Cool air is propelled over the pump, reducing the heat by 25%. **AIR VENTS.** Cool air is drawn into the unit through the outer air vents.



**PULLEY SYSTEM.** Laser aligned patented pulley fanning system creates cooling air flow and helps prevent slippage.

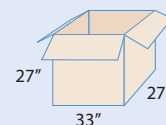
#	Model#	Engine	Pump	PSI	GPM	Weight
51	CD-2565HWBSCOM <b>MODEL SHOWN</b>	Honda GX200 Oil Alert (6.5)	Comet LWS3025S	2,500	3.0	122 lbs

**Additional Features**

- 7,500 Cleaning Units
- Thermal Relief Valve Protects the Pump from Overheating
- Adjustable Unloader
- Clear bowl filter for easy inspection
- 5,000 PSI spray gun
- Quick Connect tips in 0°, 15°, 40°, and soap nozzle
- 36" Insulated Lance with Molded Grip
- Low Pressure Chemical Injector
- 10" Pneumatic Tires
- 50' steel wire braided hose
- Patented Cooldrive technology

**See the Heavy Duty X-Stream version, with Steel & Chrome frame, listed on page 26!**

Comet LWS3025  
85.149.065B







# COOLDRIVE

**STAINLESS STEEL**

Powered by a commercial grade Honda GX390 engine with steel gas tank and oil alert engine.


Powered by **HONDA ENGINES**




Industrial triplex pump with oil sight glass, oil drain plug, and EZ Start adjustable unloader.



**QUICK REMOVE COVER.** Stainless steel belt guard removes easily in 20 seconds with 3 hand-tightening knobs. No tools are required.



**COOLER PUMP.** Cool air is propelled over the pump, reducing the heat by 25%. **AIR VENTS.** Cool air is drawn into the unit through the outer air vents.



**PULLEY SYSTEM.** Laser aligned patented pulley fanning system creates cooling air flow and helps prevent slippage.

Industrial strength stainless steel frame with bolt on foam-filled tires, aluminum mags, and solid welded anti-vibration rubber foot.



**New Optional Hose Reel Kit 85.402.001K.**

Use mounting bracket 85.402.011 to fit to frame. \*See Page 137 for details.



#	Model#	Engine	Pump	PSI	GPM	Weight
52	CD-3513HWBSCAT	Honda GX390 Oil Alert (13.0)	Cat 5CP3120	3,500	4.0	210 lbs
53	CD-4013HWBSCOMA <b>MODEL SHOWN</b>	Honda GX390 Oil Alert (13.0)	Comet HW3540	4,000	3.5	210 lbs
54	CD-3513HWBSGEN	Honda GX390 Oil Alert (13.0)	General TS1511	3,500	4.0	210 lbs

**Additional Features**

- 14,000 Cleaning Units
- Thermal Relief Valve Protects the Pump from Overheating
- Safety Relief Valve
- Adjustable Unloader
- Low Pressure Chemical Injector
- Quick Connect nozzles in 0°, 15°, 40°, and soap nozzle
- 36" Insulated Lance with Molded Grip
- Industrial 5,000 PSI spray gun.
- Clear bowl filter for easy inspection
- 50' steel wire braided, non-marking hose
- Patented Cooldrive technology

**See the Heavy Duty X-Stream version, with Steel & Chrome frame, listed on page 27!**

Comet HW3540S  
85.149.031B



General TS1511  
85.139.005B



Cat 5CP3120  
85.119.021B

